

HAMILTON COUNTY, TENNESSEE

A Picture of Our Health

Community Health Report 2024

The state of our health in Hamilton County, Tennessee:

CHRONIC DISEASE

Risk Factors



10%
FOOD INSECURE



17%
CURRENT SMOKERS




23%
NO PHYSICAL ACTIVITY

PROSTATE CANCER
incidence between 2016 and 2020
was **15%** higher than the U.S.


HYPERTENSION
prevalence was **4%** higher
than the U.S. in 2021

4%



ASTHMA
increased
between 2019
and 2021

2%



OBESITY
increased
between 2016
and 2021

ENVIRONMENTAL HEALTH

EXTREME HEAT
52
days in 2022

SOIL: SOUTHSIDE LEAD SITE
813 EPA remediated
properties

AIR QUALITY
In attainment
with EPA standards

FOODBORNE ILLNESS
Campylobacteriosis cases
increased by **52%**
between 2019 and 2022

WATER QUALITY
0 drinking water
violations

RABIES VACCINATIONS
declined by **26%**
from 2017 to 2023

COVID-19

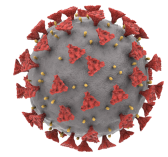
As of March 9 2024,
Hamilton County accounts for:

4.8%

OF TN CASES

130,564
CASES

1,324
DEATHS




INFECTIOUS DISEASE

SEXUALLY TRANSMITTED INFECTIONS

14%

22%

19%



CHLAMYDIA **GONORRHEA** **SYPHILIS**
Between 2017 and 2021,
incidence rates per 100,000 increased for the 3
STIs listed above

1185 ^{HIV}
total cases in 2021

16 ^{MPOX}
cases since 2022

77%
TUBERCULOSIS
case rate decreased
from 2019 to 2022

INFLUENZA-LIKE ILLNESS

Cases were low during the
pandemic, largely due to
widespread precaution, but
increased in 2022.

2020 - 2021

2022 - 2023

MENTAL HEALTH

5.5 average days of
POOR MENTAL HEALTH
within a 30-day span

persons to
MENTAL HEALTH
PROVIDERS **390:1**

9-8-8 **SUICIDE**
rates declined **25%**
from 2019 to 2021

Of 2023 Public Health Survey respondents:

43% unable to control
WORRY

43% had feelings of
DEPRESSION
within a 7-day span

SUBSTANCE ABUSE

BINGE & HEAVY DRINKING
decreased by **4%**
from 2016 to 2020

70% of drug-related deaths
in 2023 involved
FENTANYL

OVERDOSE DEATH RATE
increased by **96%**
from 2017 to 2021

10 **EMERGENCY ROOM VISITS**
for every overdose death



INJURIES

FATAL INJURIES
increased by **45%**
from 2018 to 2021

54 **FATAL CRASHES**
in 2023

34x **UNRESTRAINED DRIVERS**
more likely to die

VIOLENT CRIME
rate decreased by **18%**
from 2016 to 2022

FIREARM FATALITY RATE
18 per 100,000 persons
from 2016 to 2020

VULNERABLE POPULATIONS

11% of live births
in 2021 were
PRETERM BIRTHS

INFANT MORTALITY
decreased by
40%
between 2016
and 2021

9% of babies born
in 2021 were
LOW BIRTHWEIGHT



1,735 **UNHOUSED**
persons during the 2023
Point-In-Time Count

4,192 patients seen in 2023 at
HAMILTON COUNTY
HOMELESS HEALTH
CARE CENTER

In 2021, an estimated **31%**
of adult residents were living
with any **DISABILITY**

15% of adult residents in 2021
were living with a
COGNITIVE DISABILITY

OLDER ADULTS
aged 65+ accounted for **18%**
of residents in 2022

13% **ALZHEIMER'S DISEASE**
prevalence in 2017



Hamilton County
Health Department