

The Chattanooga-Hamilton County Health Department



Infant Mortality Reduction Initiative  
(423) 209-8060

### At a Glance

Infant Mortality Rate per 1,000:  
 • Hamilton: 11.2  
 • TN: 8.7  
 U.S.: 6.8

Low Birthweight:  
 • Hamilton: 12%  
 • TN: 9.4%  
 • U.S.: 8.2%

### Healthy People 2010 goals:

- Infant mortality rate: 4.5 infant deaths per 1,000
- LBW prevalence: 5%

### Sources:

Tennessee Department of Health, Division of Health Statistics.

CityMatCH. University of Nebraska Medical Center: www.citymatch.org .

Health, United States 2007. Centers for Disease Control and Prevention.

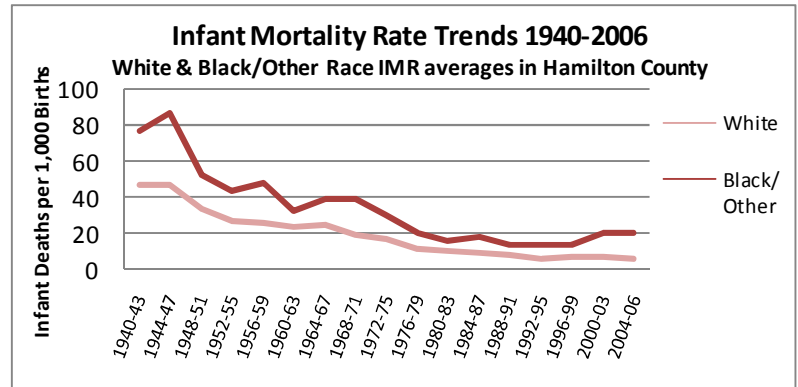
# Infant Mortality in Hamilton County

NOVEMBER 2008

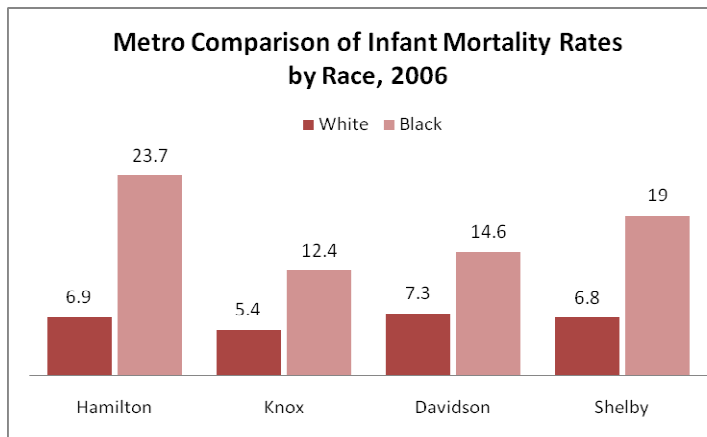
## Trends in Infant Mortality

The infant mortality rate (IMR) is the rate at which babies less than one year of age die (per 1,000 births).

The overall IMR in Hamilton County has been decreasing. However, the African American infant mortality rate has seen an increase since the 1990s.

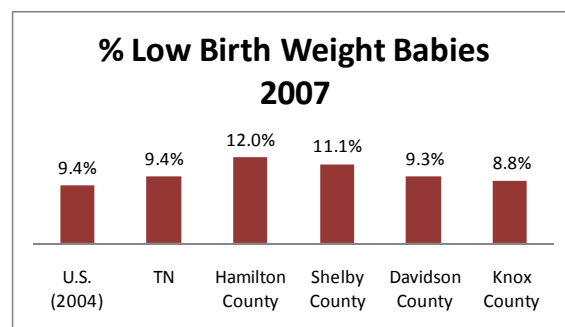


In 2006, 48 infants died in Hamilton County. Hamilton County had the 2nd highest infant mortality rate and the highest African American infant mortality rate compared to other metropolitan areas in Tennessee.



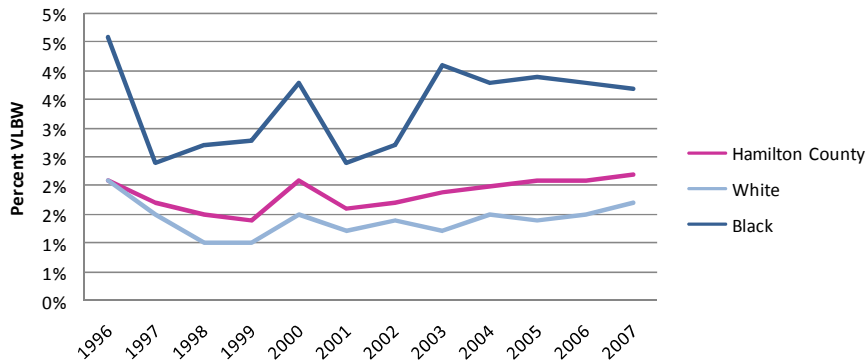
IMR Comparisons, 2006			
	Total rate per 1,000		
U.S. *2004	6.8		
TN	8.7		
Hamilton	11.2		
Knox	6.5		
Davidson	9.3		
Shelby	13.8		
	IMR	White	Black
Hamilton	6.9	6.9	23.7
Knox	5.4	5.4	12.4
Davidson	7.3	7.3	14.6
Shelby	6.8	6.8	19

Low birthweight (LBW) is an indicator of infant mortality. In Hamilton County 12% of all live births are born LBW, which is less than 2,500 grams or 5.5 lbs. In 2007, Hamilton County had the highest LBW rate compared to other metropolitan areas.



LBW by Race in Hamilton County, 2007			
	# Births	LBW	%
White	3108	303	9.7
Black	1124	209	18.6
Total	4332	522	12

### Percent of Births that are Very Low Birth Weight (less than 1500 g) in Hamilton County, TN 1996-2007



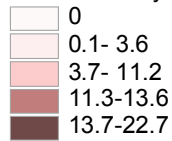
### Very Low Birth Weight by Race in Hamilton County, 2007

VLBW < 3lbs 5oz or 1500 g			
	# Births	VLBW	%
<b>White</b>	3108	52	1.7
<b>Black</b>	1124	42	3.7
<b>Total</b>	4332	95	2.2

Very Low birthweight (VLBW) are babies born less than 1,500 grams or 3.3 lbs. In 2007, 2.2% of births in Hamilton County were VLBW. In Hamilton County, the percent of African American VLBW is more than double the percent of VLBW white births.

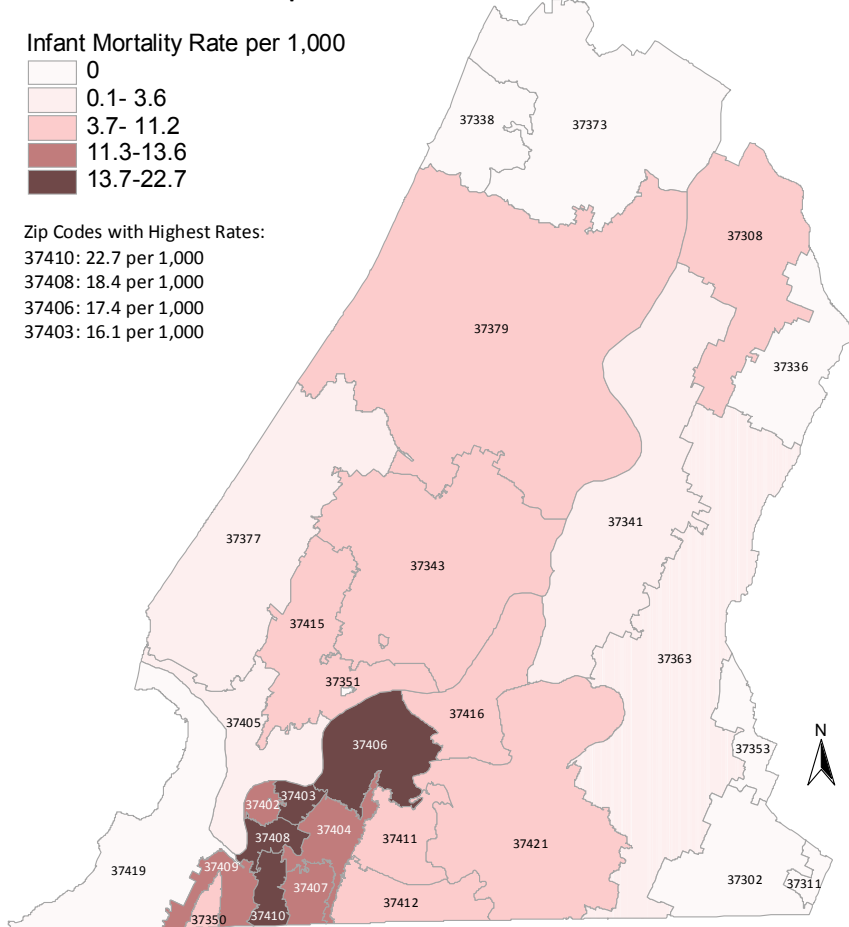
### Hamilton County Infant Mortality Rate by Zip Code, 2001-2005

Infant Mortality Rate per 1,000



Zip Codes with Highest Rates:

- 37410: 22.7 per 1,000
- 37408: 18.4 per 1,000
- 37406: 17.4 per 1,000
- 37403: 16.1 per 1,000



Source: TN Department of Health  
Birth Files with missing Zip Codes were excluded

From 2001-2005, the areas with the highest infant mortality rates were:

- South Chattanooga
- Downtown/Main St.
- East Chattanooga
- Downtown/E 3rd St.

**CONTACT:**  
Christina Featherstone  
Infant Mortality Reduction Coordinator  
Chattanooga-Hamilton County  
Health Department  
(423)209-8060